

COAXIAL CABLES: RG8/U, RG-9/U, RG-87A/U
 RG-213/U, RG-214/U, RG-225/U

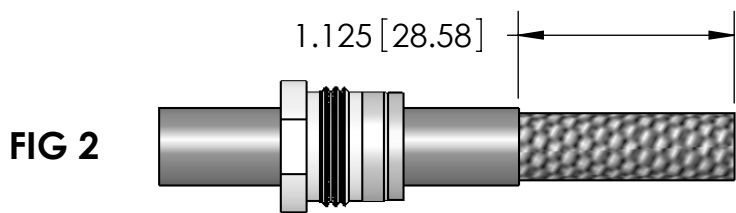
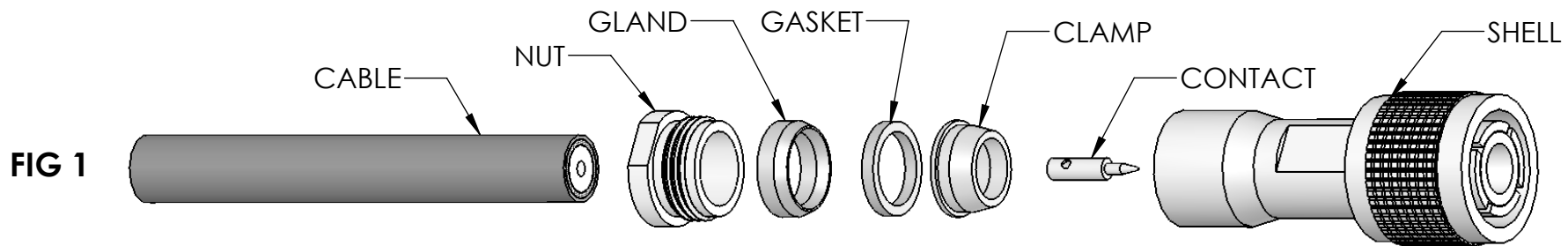


FIG 2

CUT CABLE END SQUARE. SLIDE NUT, GLAND, AND GASKET OVER CABLE. MAKE SURE "V" GROOVE ON GASKET IS TOWARD THE GLAND. CUT JACKET TO DIMENSION SHOWN AND REMOVE.

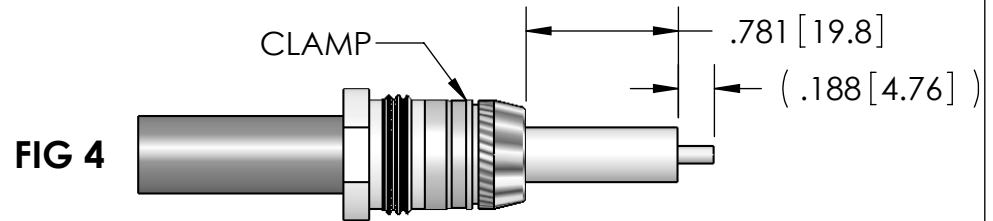


FIG 4

SLIDE CLAMP OVER BRAID WITH THE TAPERED END TOWARDS THE CUT END OF CABLE UNTIL IT BUTTS AGAINST END OF JACKET. FOLD BACK BRAID WIRES OVER CLAMP AS SHOWN. 60-40 TIN LEAD SOLDER THE EXPOSED CONDUCTOR. -DO NOT OVERHEAT-

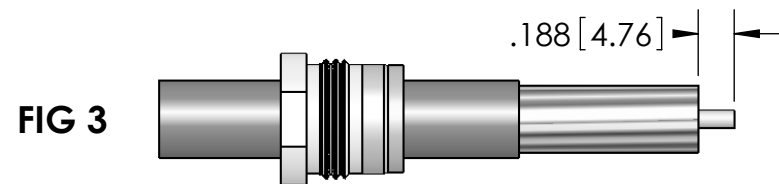


FIG 3

COMB OUT BRAID. CUT BRAID AND DIELECTRIC TO DIMENSION SHOWN. TAPER BRAID TOWARD CONDUCTOR.

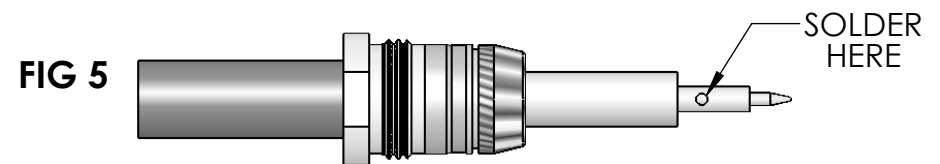


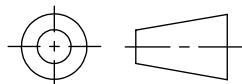
FIG 5

SLIDE CONTACT OVER CONDUCTOR AND SOLDER IN PLACE USING 60-40 TIN LEAD SOLDER. REMOVE EXCESS SOLDER FROM OUTSIDE OF CONTACT. -DO NOT OVERHEAT-

PROPRIETARY AND CONFIDENTIAL

THE INFORMATION CONTAINED IN THIS DRAWING IS THE SOLE PROPERTY OF SOLID SEALING TECHNOLOGY. ANY REPRODUCTION IN PART OR AS A WHOLE WITHOUT THE WRITTEN PERMISSION OF SOLID SEALING TECHNOLOGY IS PROHIBITED.

THIRD ANGLE PROJECTION



TITLE: INSTRUCTION SHEET
 HN PLUG ASSEMBLY



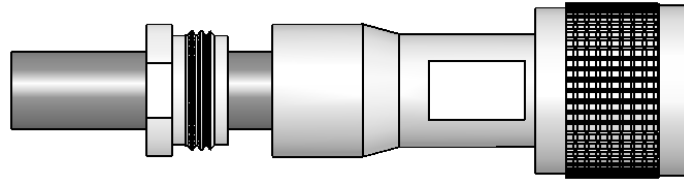
REV.	APP'D	DATE	SCALE 1:1	DIMENSIONS IN INCHES [mm]
A	MH	10/21/2008	NS15700-11	

DRAWN	JS	10/15/2008
ENG APPR.	MH	10/21/2008

NUMBER:	NS15700	REV:	A
---------	---------	------	---

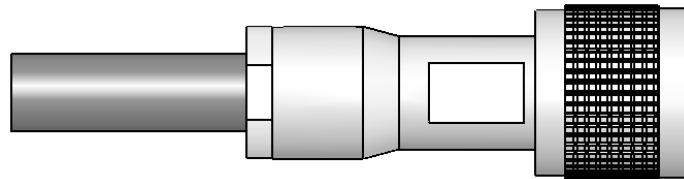
SOLID SEALING TECHNOLOGY, INC.
 SHEET 1 OF 2

FIG 6



SLIDE SHELL OVER CABLE ASSEMBLY AND PUSH CABLE ASSEMBLY INTO SHELL AS FAR AS IT WILL GO. MAKE SURE SHARP EDGE OF GLAND SEATS PROPERLY IN GASKET.

FIG 7

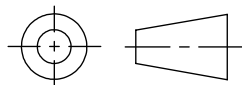


SLIDE NUT INTO SHELL AND TIGHTEN IN PLACE WITH WRENCH UNTIL TIGHT. MAKE SURE TO HOLD CABLE AND SHELL RIGID WHILE ROTATING NUT.

PROPRIETARY AND CONFIDENTIAL

THE INFORMATION CONTAINED IN THIS DRAWING IS THE SOLE PROPERTY OF SOLID SEALING TECHNOLOGY. ANY REPRODUCTION IN PART OR AS A WHOLE WITHOUT THE WRITTEN PERMISSION OF SOLID SEALING TECHNOLOGY IS PROHIBITED.

THIRD ANGLE PROJECTION



TITLE: **INSTRUCTION SHEET
HN PLUG ASSEMBLY**



SOLID SEALING TECHNOLOGY, INC.

REV.	APP'D	DATE	SCALE 1:1	DIMENSIONS IN INCHES [mm]
A	MH	10/21/2008	NS15700-16	

DRAWN	JS	10/15/2008
ENG APPR.	MH	10/21/2008

NUMBER:	NS15700	REV:	A
---------	----------------	------	----------