

COAXIAL CABLES: RG-8/U, RG-9/U, RG-144/U, RG-165/U
 RG-213/U, RG-214/U, RG-216/U, RG-225/U

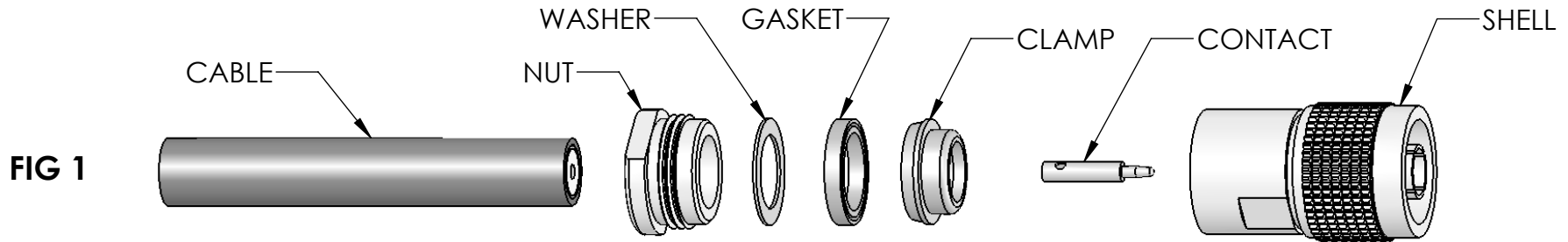


FIG 1

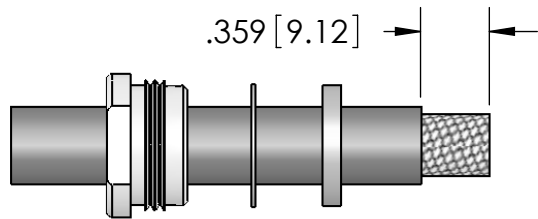


FIG 2

CUT CABLE END SQUARE. SLIDE NUT, WASHER, AND GASKET OVER CABLE. MAKE SURE "V" GROOVE ON GASKET IS TOWARD CUT END OF CABLE. CUT JACKET TO DIMENSION SHOWN AND REMOVE.

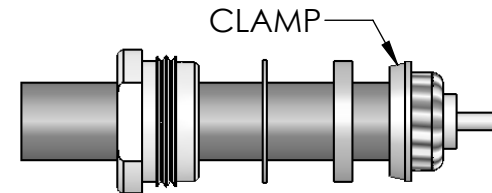
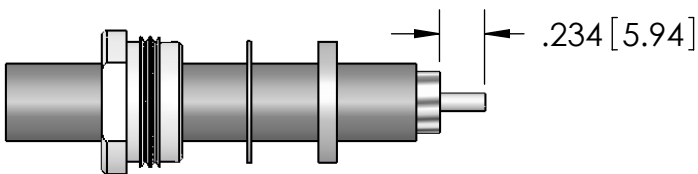


FIG 4

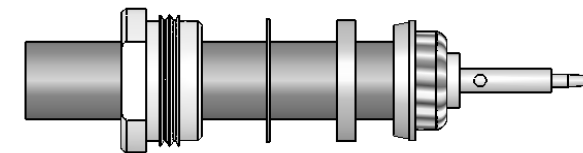
SLIDE CLAMP OVER BRAID SO THAT THE TAPERED END OF CLAMP FITS AGAINST THE END OF THE JACKET. FOLD BACK BRAID WIRES OVER CLAMP AS SHOWN. 60-40 TIN LEAD SOLDER THE EXPOSED CONDUCTOR. -DO NOT OVERHEAT-

FIG 3



COMB OUT BRAID. CUT BRAID AND DIELECTRIC TO DIMENSION SHOWN. TAPER BRAID TOWARD CONDUCTOR.

FIG 5

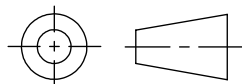


SLIDE CONTACT OVER CONDUCTOR AND SOLDER IN PLACE USING 60-40 TIN LEAD SOLDER. REMOVE EXCESS SOLDER FROM OUTSIDE OF CONTACT. -DO NOT OVERHEAT-

PROPRIETARY AND CONFIDENTIAL

THE INFORMATION CONTAINED IN THIS DRAWING IS THE SOLE PROPERTY OF SOLID SEALING TECHNOLOGY. ANY REPRODUCTION IN PART OR AS A WHOLE WITHOUT THE WRITTEN PERMISSION OF SOLID SEALING TECHNOLOGY IS PROHIBITED.

THIRD ANGLE PROJECTION



TITLE: INSTRUCTION SHEET
 TYPE N PLUG ASSEMBLY



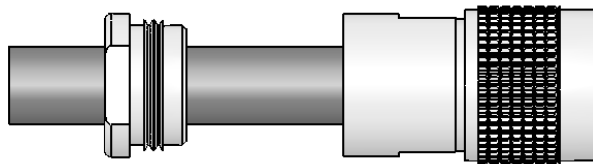
REV.	APP'D	DATE	SCALE 1:1	DIMENSIONS IN INCHES [mm]	DRAWN	JS	10/09/2008
A	MH	04/21/2009	NS10552-11		ENG APPR.	MH	04/21/2009

NUMBER: NS10552

REV: A

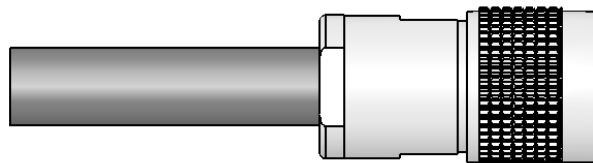
SOLID SEALING TECHNOLOGY, INC.
 SHEET 1 OF 2

FIG 6



SLIDE SHELL OVER CABLE ASSEMBLY. PUSH CABLE ASSEMBLY INTO SHELL UNTIL CONTACT IS FIRMLY SEATED IN SHELL. MAKE SURE SHARP EDGE OF CLAMP SEATS PROPERLY IN GASKET.

FIG 7

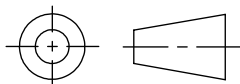


SLIDE NUT INTO SHELL AND TIGHTEN IN PLACE WITH WRENCH. MAKE SURE TO HOLD CABLE AND SHELL RIGID WHILE ROTATING NUT.

PROPRIETARY AND CONFIDENTIAL

THE INFORMATION CONTAINED IN THIS DRAWING IS THE SOLE PROPERTY OF SOLID SEALING TECHNOLOGY. ANY REPRODUCTION IN PART OR AS A WHOLE WITHOUT THE WRITTEN PERMISSION OF SOLID SEALING TECHNOLOGY IS PROHIBITED.

THIRD ANGLE PROJECTION



TITLE: INSTRUCTION SHEET
TYPE N PLUG ASSEMBLY



SOLID SEALING TECHNOLOGY, INC.

REV.	APP'D	DATE	SCALE 1:1	DIMENSIONS IN INCHES [mm]
A	MH	04/21/2009	NS10552-16	

DRAWN	JS	10/09/2008
ENG APPR.	MH	04/21/2009

NUMBER:	NS10552	REV:	A
---------	---------	------	---